

Centre for Evaluation & Monitoring

# Introducing Cambridge CEM assessments

Empowering teachers to make a difference





*"The main strength of Cambridge CEM assessments for me is that it's with you for the whole journey. You get a snapshot of where students are so you can decide if the curriculum meets their needs. You use it in the class for teaching and learning and then at the end you can use the data to evaluate your success."*

Sue Holt, former senior leader in international education

*"Cambridge CEM assessments mean that teachers have a set of data which is transformational. It has given them all so much information on every individual child, so you can tailor the curriculum to ensure that every single one of them is getting the best possible educational experience."*

Karen Fowler, Michael Faraday Primary School



We work in over  
**100 countries**



Working for **40 years** with our school partners around the world



Data and insights sourced from more than **600,000 assessments** every year



Insight in just  
**one lesson**



Our **adaptive technology** is accurate and fast

# Contents

What is a Cambridge CEM assessment?.....	4
Actionable insights designed for multi-academy trusts.....	6
Benefits of using Cambridge CEM assessments .....	7
ASPECTS .....	8
BASE .....	10
Cambridge Primary Insight .....	12
MidYIS .....	14
Yellis.....	16
Alis .....	18
Cambridge Wellbeing Check .....	20



Knowledge is power. It's possibility. It unlocks doors, minds and futures. And here at CEM we give teachers more knowledge and insight than ever before.

Imagine understanding exactly who is in your classroom from the first lesson – what they know and what skills they have yet to learn. Being able to forget paperwork and focus on opening minds.

With CEM assessments, you get school-specific insight in an instant, giving you the power to back your intuition, understand your learners and support greater academic achievement. We look forward to working with you.

*Kate Bailey*

Managing Director, CEM



# What is a Cambridge CEM assessment?



CEM assessments are formative assessments that provide a baseline measure of a student's ability and diagnostic information during their learning.

These assessments help you to identify how students are doing before and during their time with you, so you can effectively plan next steps.

They also allow school leaders to plan effective school improvement strategies, as well as provide evidence of student progress to parents and governors.

**Baseline** establishes the level the student is starting from

**Explorative** gives you a deeper understanding of your student's abilities

## How do CEM assessments work?

All CEM assessments are computer-based, flexible and short – there's no marking, no paperwork and no fuss. Organise the assessments to suit your school facilities and lesson plans.



### Flexible

test your students when and where you want to



### Quick

each assessment takes only one lesson



### Time-saving

digital assessments and automatic marking save you time



### Student-friendly

our assessments are fun, enjoyable and engaging for all ages



### Adaptive

all our assessments challenge students at a level appropriate to them, to discover abilities accurately and quickly

*By really understanding a child's 'baseline' across key areas of development, teachers can set up every student for a more successful learning life.*

## What is an adaptive assessment?

An adaptive assessment responds to the student, becoming more or less challenging as they interact. This gives students a much more motivating experience.

And for schools, our adaptive assessments mean the assessment is shorter, and provides a more accurate measure of a student's skills and abilities.

## Supporting you

We're here for you when you need help. Just pick up the phone or send an email to connect with our friendly customer support team. There's also an information-packed help centre, and local Cambridge University Press & Assessment experts are on hand to assist.

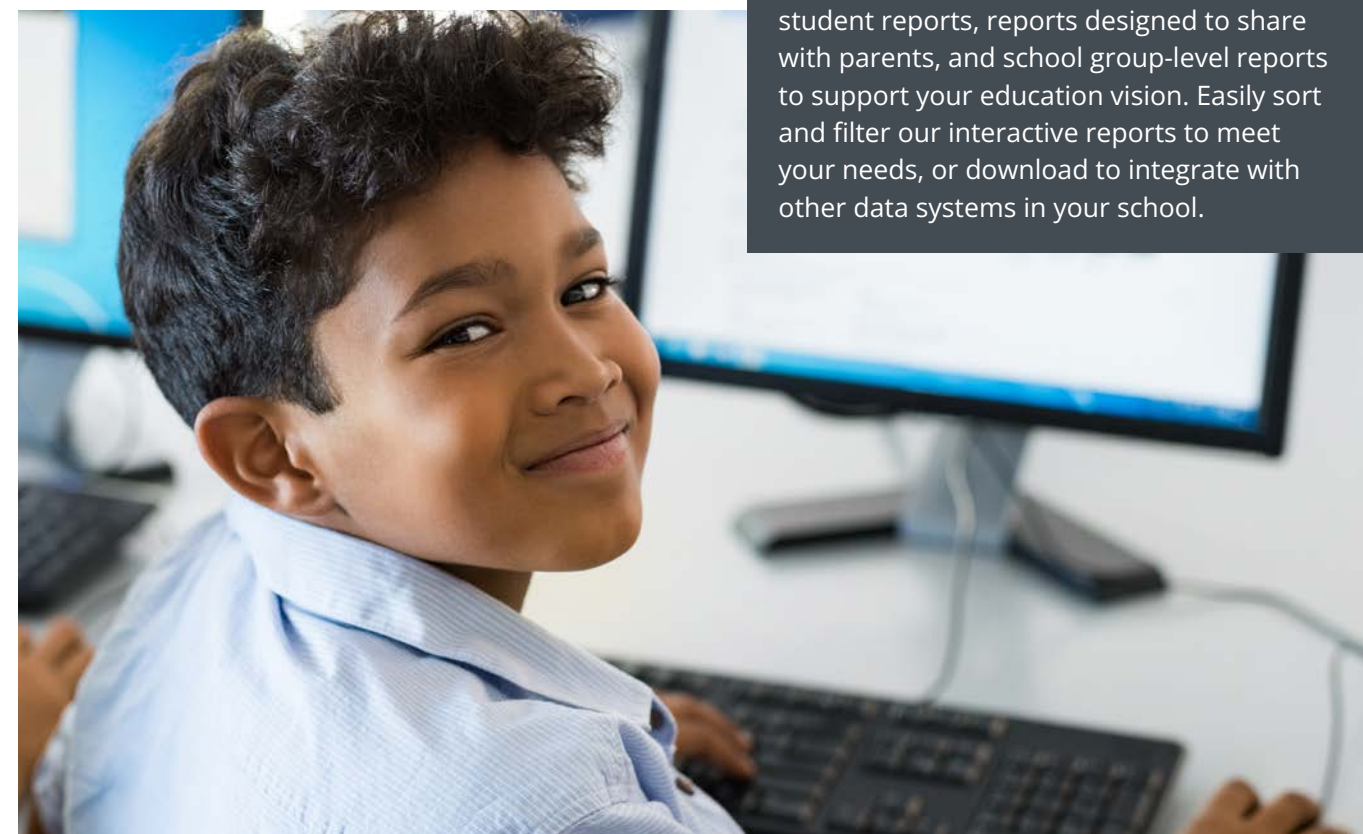
And when you are ready to take the next step and explore your reports in depth, our professional development will help you build your confidence and take charge of data in your school.

## Insight in an instant

Each CEM assessment gives you a number of reports that enable you to:

- save time by identifying student strengths and weaknesses quickly – tests take between 20 and 50 minutes
- predict student grades – our MidYIS, Yellis and Alis assessments help you understand how your students are likely to perform at exams such as GCSE, A Level and IB
- improve whole-school practice – robust evidence to inform strategies to support academic achievement, and demonstrate the effectiveness of teaching, learning and interventions to governors and parents
- benchmark your school against others nationally

Our wide range of reports includes individual student reports, reports designed to share with parents, and school group-level reports to support your education vision. Easily sort and filter our interactive reports to meet your needs, or download to integrate with other data systems in your school.



## Supporting all your students

Help your second language learners make rapid progress. We have benchmarked our assessments against the Common European Framework of Reference for languages (CEFR) so you can see where students with English as an additional language (EAL) might need extra support. However, our adaptive assessments are designed to help students navigate at a level suited to them.

Our practical support guides to using CEM data with EAL students give you insight to shape students' potential.

# Actionable insights designed for multi-academy trusts

## Give your multi-academy trust a competitive advantage and ensure the best educational outcomes for your trust students with our adaptive assessments

Turn comparable data across the trust into action in every classroom with a picture of the abilities and potential of all your students.

We designed CEM's suite of assessments for students aged 3-19. This makes them perfect for your multi-academy trust's primary, secondary, and post-16 academies. Ensure that assessment is consistent with our Wellbeing Check, baseline and attitudinal assessments.



## Why choose Cambridge CEM for your multi-academy trust

- Appeal to new academies joining your trust by offering easy-to-use baseline assessments to support them to improve student outcomes
- Better retain your teachers and reduce their workload with quick baseline assessments with no marking
- Support early career teachers with professional development on baseline assessments, reporting and interventions
- Give all your students equal opportunity and support with individual reports to help plan intervention
- Compare scores in each academy with the national picture
- Export your assessment data into your Learning Management System (LMS). This provides a holistic picture of student ability alongside other methods of assessment
- Ensure your students are being measured reliably and objectively with independent standardised assessments
- Quickly identify areas to focus on for academy improvement

# Benefits of using Cambridge CEM assessments

## Identify student strengths and weaknesses to target your teaching

Students are flourishing at your school, but how can you easily evidence student progress to parents and governors?

Or perhaps students are joining you with gaps in their knowledge or understanding. How can you quickly identify these and put support in place?

Our assessments give you confidence in your teaching and help you to make the best decisions to support your students' learning.

They give you the power to:

- understand each student's potential
- identify areas of strength or weakness
- benchmark performance against other students in the same class, school or country
- demonstrate the effectiveness of your school's teaching to parents and governors.

This means you can target your time and resources where students need them most, helping them to make progress and achieve their potential at every stage of learning.

## Predict student grades

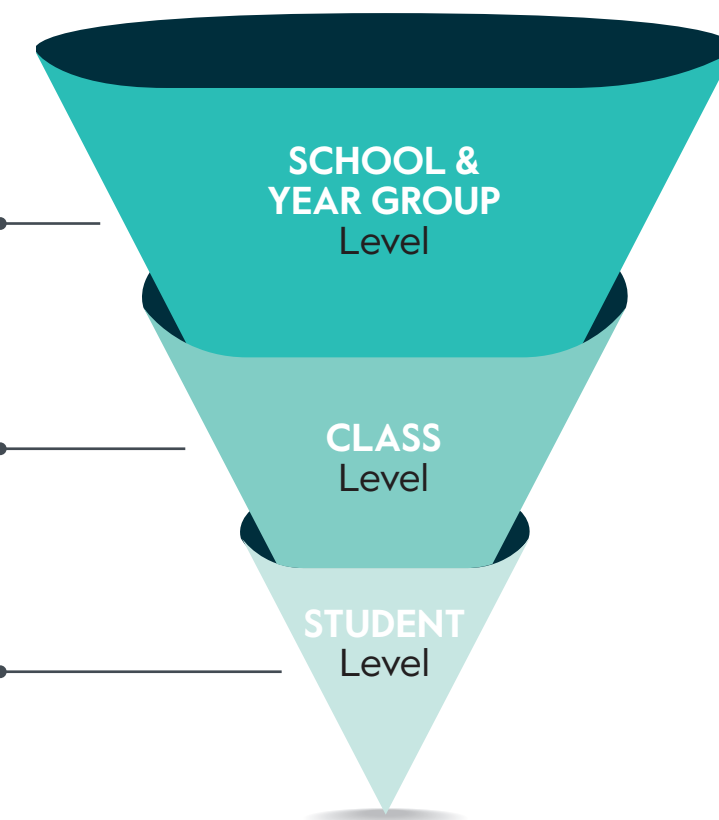
Our MidYIS, Yellis and Alis assessments can help you understand how your students are likely to perform at exams.

This knowledge means you can monitor their progress over the course, and make sure they stay on track to achieve their goals. It can also help you to set realistic and motivational targets.

Age-equivalent and standardised scores support schools with self-evaluation, development planning and target setting.

Standardised scores and age-comparison charts help teachers plan their teaching to meet the needs of every student in their classrooms.

Breakdown of scores and pupil progress charts help teachers monitor each individual's progress and ensure every student reaches their full potential.





# ASPECTS

(for 3 and 4 year olds)



## ASPECTS is a unique insight into early years development.

Using our short, fun, story-style interactive assessment, you can understand and benchmark every child's cognitive ability ('baseline') ready to create the kind of tailored learning that changes lives for the better.

Gain a unique insight into every child who enters your care that goes far deeper than observation and instinct. Understand where they are with their learning, so you can better tailor their activities to bring out their strengths, build up their confidence and boost their weaker areas. And gain this perspective in the crucial years before a child turns five years old – a period that sets the blueprint for happiness, resilience and a lifelong love of learning.

## ASPECTS measures

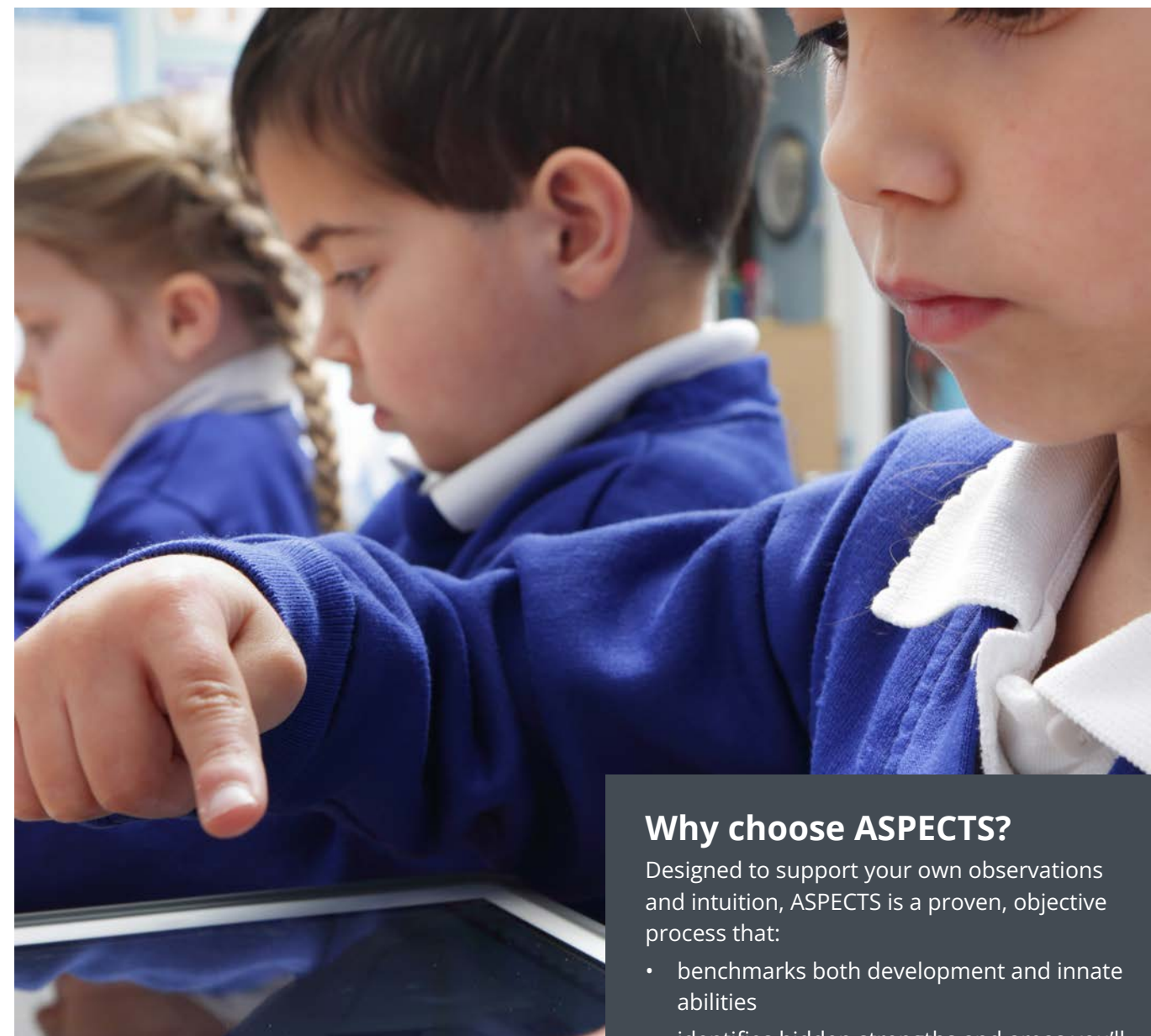
- Literacy development
- Early numeracy
- Communication
- Motor development

## How does it work?

Teacher and child take 20 minutes out to work through a fun, storybook-style session. This includes questions and interactive tasks that adapt to the child's individual abilities – getting harder or easier depending on their level – so it's always fun.

There's no paperwork, no hassle and no fuss – ASPECTS feels more like a game or story than a test.

It's also flexible and teacher led – so you can pause the session and come back later if you need to.



## Why choose ASPECTS?

Designed to support your own observations and intuition, ASPECTS is a proven, objective process that:

- benchmarks both development and innate abilities
- identifies hidden strengths and areas you'll need to support
- recognises the importance of those first years at school, preparing children for long-term, future success.

You can also use it to help monitor a child's progress over time.

## Meeting the needs of early years educators

ASPECTS is based on years of rigorous research and managed by experts. Developed continually by our research team since its release in 2000, it meets a teacher's need to capture learning in a more reliable way. The assessment draws on well-established research into what skills children really need to ensure success later in life.

It's a product that's used by schools across the UK and internationally, plus organisations like the Education Endowment Foundation in England, which evaluates the effectiveness of early years interventions to support those vital years.



**For further information**  
[www.cem.org/aspects](http://www.cem.org/aspects)

## What kind of assessment is it?



### Baseline

establishes the level the student is starting from



### Adaptive

evolves with the student's abilities



### Explorative

gives you a deeper understanding of your student's abilities



### Digital

no paperwork, just use a computer

**ASPECTS focuses on the areas that make the greatest difference in early years development, so you can be confident that you're building strong foundations for a lifetime of learning.**



# BASE

## (for 4 and 5 year olds)

**BASE helps teachers understand what children already know and can do when they start school.**

By really understanding a child's 'baseline' – across literacy, numeracy, communication and language, as well as their personal, social and emotional development – you can better plan their learning journey, then prove their progress as time passes.

BASE is a fun, interactive assessment tool for 4 to 5 year olds designed to feel more like a game than a test. In just 20 minutes, you'll get a clearer picture of what a child knows and can do – without hassle, paperwork or fuss.

It's stress-free for even the youngest students, providing a gentle child- and teacher-friendly way to celebrate progress, spot and act on issues early, and make the most of every early years development opportunity.

BASE helps you better understand core skills and abilities. It can be used to help you bring learning to life, at every child's unique pace and stage.



### BASE measures:

- Literacy
- Numeracy
- Communication and language
- Personal, social and emotional development

### What kind of assessment is it?



#### Baseline

a 'getting to know you' assessment that establishes and benchmarks the child's skill level



#### Adaptive

evolves with the child's abilities as you work through an interactive session together



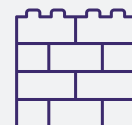
#### Curriculum independent

perfect for the curriculum you are following



#### Digital

no paperwork, just use a computer or tablet



#### Buildable

choose the package that suits your school and budget



### How does it work?

The teacher and learner take 20 minutes to work through a fun, story-style session which includes questions and interactive tasks that adapt to the individual child – getting harder or easier depending on their abilities.

It's an enriching one-to-one activity that students really enjoy, and gives you some quality time to observe and bond as you assess. BASE is flexible and teacher led – so you can pause the session and come back later to complete it.

Use it initially when children start school – it helps you to learn as much as you can about what each child in your class already knows and can do. Follow up with a second assessment at the end of the year to show progress that's been made.

### Why choose BASE?

BASE focuses on areas that are specifically important for children at this stage, based on 30 years of research in childhood development. It diagnoses just how well they're doing, where extra help would make all the difference and how they're progressing.

BASE is an adaptive assessment tool, which means it evolves to meet the needs of every individual child for more informative data and a feel-good experience. If they're finding it difficult, the interactions get easier. If they find it easy, the assessment becomes more difficult to stretch them.

*"BASE was really easy to set up, really easy to use and it was really easy to generate the reports."*

Sally Hunt, Reception Teacher,  
Snarestone Primary School, UK



**For further information**  
[www.cem.org/base](http://www.cem.org/base)



# Cambridge Primary Insight

Empowering teachers to build a strong foundation and unlock potential for children aged 5–11.

Cambridge Primary Insight is the next generation of Cambridge CEM's primary assessment, InCAS. It is developed to empower teachers to measure and unlock their students' potential. We have preserved the integrity and reliability of twenty years of research and insight, while implementing a range of new features and benefits which make Cambridge Primary Insight even more intuitive, meaningful and powerful.

Cambridge Primary Insight focuses on five key developmental areas for children aged 5 to 11, so you can be confident that you are building strong foundations for a lifetime of learning.

See children's strengths and weaknesses, reveal their hidden talents, and spot where they need help. Use Cambridge Primary Insight to complement your experience and intuition, tailor and transform children's learning, and set them up for the brightest possible future.



## Cambridge Primary Insight measures:

- Reading
- Spelling
- Mathematics
- Mental arithmetic
- Developed ability

## What kind of assessment is it?



### Baseline

use it to establish the student's foundation or end-of-year level



### Adaptive

evolves with the student's abilities



### Explorative

gives you a deeper understanding of your student's abilities



### Digital

no paperwork, just use a computer



## Why choose Cambridge Primary Insight?

Cambridge Primary Insight works as a valuable add-on to your own observation and insight. It empowers you with real data, without any additional hassle or paperwork.

Cambridge Primary Insight is based on years of rigorous research and managed by experts. Developed continuously by our research team since its release in 2003. Our research team responded to the demand from early educators to assess learning in a more reliable way. The product draws on well-established research into what skills children really need to ensure success later in life.

*"Having the data gives us more clarity and helps us understand each of the pupils better and understand their potential."*

Nicki Devon, Deputy Head,  
Eltham College Junior School, London

## How does it work?

Each module takes 20 minutes – children work independently through questions and fun, interactive tasks. Access the tool in one session or over a number of days/weeks as you need it.

Cambridge Primary Insight is designed to be a feel-good, independent activity that children really enjoy, and gives you some quality time to observe as the software does the hard work. It's adaptive, getting harder or easier depending on the child's ability. There's no marking, no paperwork and no fuss – download the results instantly.



### For further information

[www.cem.org/primary-insight](http://www.cem.org/primary-insight)



# MidYIS

## (for 11 to 14 year olds)

**MidYIS empowers teachers to unlock potential for students starting their journey through secondary education.**

Benchmark your students' baseline abilities with an adaptive, tailored and personalised assessment.

Imagine having unique insight into what your students are good at (or what they need to work on) right from the start of secondary. A data-powered foundation that you can build on immediately.

One that empowers you to fine-tune your teaching, build confidence and strengthen weaknesses – and see likely future performance at GCSE. As the perfect complement to your intuition, instincts and experience, MidYIS is a brilliant boost at the beginning of the academic year that gives you a solid baseline to work from. It focuses on key developmental areas for children aged 11 to 14.



### MidYIS measures:

- Vocabulary
- Maths
- Skills (proofreading, perceptual speed and accuracy)
- Non-verbal ability (the ability to think in a logical way to analyse information, and solve problems using reasoning, without relying on or being limited by language abilities)

### What kind of assessment is it?



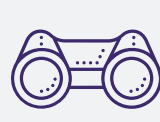
#### Baseline

establishes the level the student is starting from



#### Adaptive

evolves with the student's abilities



#### Explorative

gives you a deeper understanding of your student's abilities



#### Predictive

see how students are likely to perform at GCSE



#### Digital

no paperwork, just use a computer



### Why choose MidYIS?

Developed continually by our research team since its release in 2000, MidYIS is based on years of rigorous research and managed by experts. Our research team responded to the demand from educators to assess learning in a more reliable way. The product draws on well-established research into what skills students really need to ensure success later in life.

MidYIS is designed to be used at the start of the academic year to establish students' baseline starting points that identify their potential.

*"MidYIS is a really powerful tool because it gives us the capacity to inspire our young people who don't believe that they are capable, we can show them the evidence that shows they are capable."*

Louise Moir, Mackie Academy, Aberdeenshire

### How does it work?

MidYIS is an interactive, student-led assessment that students complete independently. It takes around 50 minutes of screen time to work through the series of adaptive questions and tasks that become easier or more challenging, depending on students' abilities.

There's no marking, no paperwork and no fuss – the bespoke software does all the hard work for you, and you can download the results in 48 hours. MidYIS is specifically designed to fit into a lesson, so you can easily integrate the assessment into your existing lesson plan.



**For further information**  
[www.cem.org/midyis](http://www.cem.org/midyis)



# Yellis

(for 14 to 16 year olds)



Yellis focuses on the areas and skills that make a real difference to students at this stage, setting them up to reach their potential. See a clear picture across:

- Vocabulary
- Mathematics
- Non-verbal ability (the ability to think in a logical way, to analyse information, and solve problems using reasoning, without relying on or being limited by language abilities)

**Yellis empowers teachers to unlock students' potential as they move through their upper secondary education.**

Yellis is a student-led, computer-based interactive assessment that takes about 45 minutes. It gives you invaluable insight into students' strengths and hidden potential, as well as areas to work on. It also predicts potential exam performance at GCSE.

Use this insight to focus on students' learning needs, tailor teaching and map their journey to exam success. Yellis gives you the tools you need to help your students – and your school – flourish.

## What kind of assessment is it?



### Baseline

establishes the level the student is starting from



### Adaptive

evolves with the student's abilities



### Explorative

helps you understand what's going on



### Predictive

see how students are likely to perform at GCSE



### Digital

no paperwork, just use a computer



## Why choose Yellis?

Optimise grades and performance at your school, knowing that students are doing their best and unlocking their full potential.

Yellis helps you understand what students know, to help you identify strengths and weaknesses in the lead-up to crucial exam years. By better understanding the bigger picture, you can improve performance at an individual, classroom and whole-school level.

As an adaptive assessment, Yellis is far shorter than competitor products. Not only is it more engaging, but it also shows each student's ability more accurately.

Yellis is based on years of rigorous research and managed by experts at Cambridge University Press & Assessment.

*"Value-added on results day was excellent this year. It was very handy to receive the feedback so quickly as it allowed me to have value-added conversations with staff and governors right away."*

John Maguire, Senior Deputy Headmaster,  
Haberdashers' Aske's Boys' School,  
Hertfordshire

## How does it work?

A series of questions and interactive tasks, Yellis takes around 45 minutes of screen time, with students following audio instructions to guide them through. The assessment is adaptive, becoming easier or more challenging, depending on each student's level of ability.

Yellis is flexible and free from paperwork and marking. And because multiple students can complete the assessment at the same time, it's easy to integrate a 'Yellis session' into your lesson plan.

Ideally, you should assess students at the beginning of the academic year, so you gain the best possible insight into how they learn – and how to get the best out of them.



**For further information**  
[www.cem.org/yellis](http://www.cem.org/yellis)



# Alis

(for 16 to 19 year olds)



Alis focuses on the areas and skills that make a real difference to students at this stage, setting them up to reach their potential and flourish at post-16 exams. See a clear picture across:

- Vocabulary
- Mathematics
- Non-verbal ability (the ability to think in a logical way, to analyse information, and solve problems using reasoning, without relying on or being limited by language abilities)

## Alis empowers teachers to unlock and harness potential for A Level or IB students.

The easy-to-use online tool works to provide a reliable and independent baseline for your students. Motivate and encourage students to fulfil their potential with personalised learning plans and continually monitor student progress at individual and cohort levels.

Use this insight to identify students' learning needs, tailor teaching and map their journey to exam success. Alis helps you get them off to the best possible start for this important stage of learning.

## What kind of assessment is it?



**Baseline**  
establishes the student's foundation level



**Adaptive**  
evolves with the student's abilities



**Explorative**  
helps you understand what's going on




**Informative**  
standardised scoring you can compare to national averages



**Predictive**  
see how students are likely to perform at exams



**Digital**  
no paperwork, just use a computer



## How does it work?

Alis is an interactive, student-led assessment that they complete independently. A series of questions and interactive tasks, it takes around 50 minutes of screen time.

The assessment is adaptive, becoming easier or more challenging, depending on each student's level of ability.

Alis is flexible and free from paperwork and marking. And because multiple students can complete the assessment at the same time, it's easy to integrate an 'Alis session' into your lesson plan.

## Why choose Alis?

Alis is designed to complement your own intuition and observation, and enhance the journey to exam success for you and your students.

Alis brings together exam predictions based on baseline assessments in one easy-to-use online tool, informed by years of research.

*"CEM data has played an important role in recent years in identifying trends over time that have either been important in forming developments in policies, or by adding evidence to support initiatives and give their value credibility."*

Gary Cousens, Examinations Officer,  
Elizabeth College, Guernsey



**For further information**  
[www.cem.org/alis](http://www.cem.org/alis)



# Cambridge Wellbeing Check

(for 7 to 18 year olds)



**From a whole-school view right down to individual students, the Cambridge Wellbeing Check gives you a clear picture of wellbeing.**

Help your students feel good, do well and flourish. Grounded in world-leading research and delivered on an easy-to-use digital platform, it supports you in helping students aged 7 to 18 feel their best.

The Cambridge Wellbeing Check enables you to monitor and evaluate levels of wellbeing throughout the year – and be better equipped to have a positive impact along the way.

The Cambridge Wellbeing Check focuses on four areas of wellbeing, covering 'feelings' (life satisfaction and negative emotion) and 'functioning' (interpersonal wellbeing and competence wellbeing). See a clear picture across:

- Life satisfaction: how much students experience contentment and overall life satisfaction
- Negative emotions: how much students experience anxiety, stress and/or sadness
- Interpersonal wellbeing: how much students experience feeling connected to others in school, that people care about them, and that they are valued
- Competence wellbeing: how much students experience competence, self-confidence, fulfilment and purpose

## What kind of assessment is it?



**Explorative**  
helps you understand how students feel in your school



**Qualitative**  
gives you real, actionable insight



**Digital**  
no paperwork, use a computer, tablet or smartphone



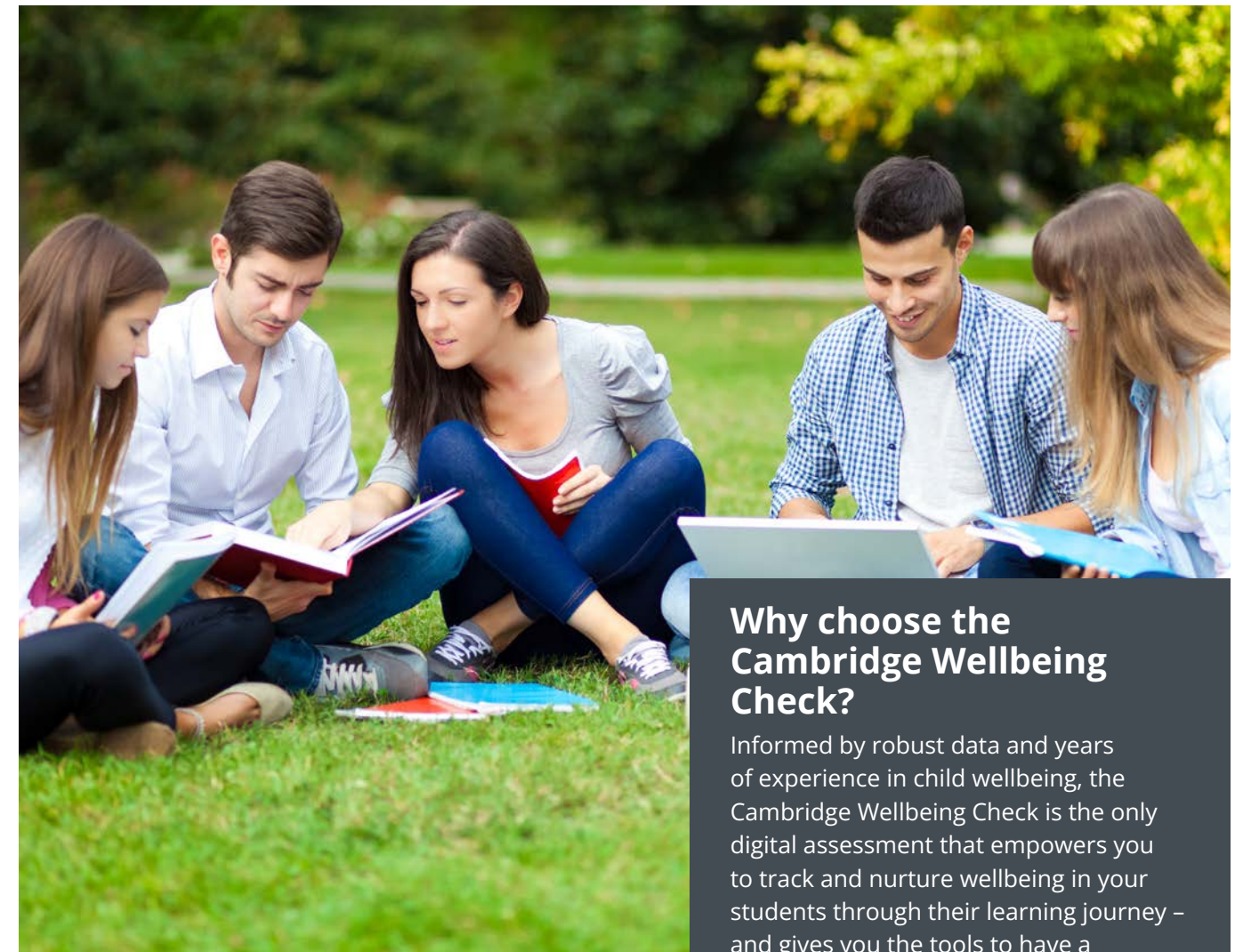
**Supportive**  
instantly shows you who needs support



**Intuitive**  
easy to set up, administer and use, with 22 simple questions



**Research-based**  
based on published research by the University of Cambridge



## Why choose the Cambridge Wellbeing Check?

Informed by robust data and years of experience in child wellbeing, the Cambridge Wellbeing Check is the only digital assessment that empowers you to track and nurture wellbeing in your students through their learning journey – and gives you the tools to have a positive impact.

The Cambridge Wellbeing Check includes lesson plans to complement your existing wellbeing or pastoral care curriculum, but is equally relevant in other subjects or as part of wider wellbeing initiatives.

Wellbeing has a real impact on how motivated your students are, and how well they perform. The Cambridge Wellbeing Check helps you create and embed a culture of wellbeing awareness in your teaching that promotes wellbeing in students who feel they're empowered to do better.

## How does it work?

The Cambridge Wellbeing Check is a simple, student-led assessment that takes about 20 minutes of screen time (it works on desktop, tablet and mobile devices). It's been designed specifically to work as part of existing wellbeing or pastoral care teaching, complementing and enhancing what you're already doing. It can be readily and easily incorporated into other subjects, too.

The assessment is flexible and free from paperwork and marking. And because multiple students can complete the assessment at the same time, it's easy to integrate a 'Wellbeing Check' into your lesson plan.



**For further information**  
[www.cem.org/wellbeing](http://www.cem.org/wellbeing)

The Cambridge Wellbeing Check was developed from a survey by researchers Dr Ros McLellan, Maurice Galton, Susan Steward and Charlotte Page in the University of Cambridge's Faculty of Education. The original survey was created as part of a study examining the role of creative initiatives in fostering wellbeing, which was funded by the international creative learning foundation Creativity, Culture and Education.

*"The lesson plans provided were detailed well. They were easily comprehensible and pertained to what we follow at our school. The Wellbeing Check was easy to understand. The questions were well structured and relatable to the students."*

GEMS New Millennium School, Al Khalil, Dubai

# Notes



*We're a not-for-profit organisation  
on a mission to unlock every  
student's potential with the very best  
learning and research solutions.  
We're part of Cambridge University  
Press & Assessment. We've been  
helping teachers clearly see what's  
happening in the classroom for  
40 years, empowering millions of  
students in over 100 countries to  
achieve ever-greater things.*



Centre for Evaluation & Monitoring

[www.cem.org](http://www.cem.org)  
[cem@cambridge.org](mailto:cem@cambridge.org)  
+44 (0) 1223 790 122

